

## Q1 Quiz #:

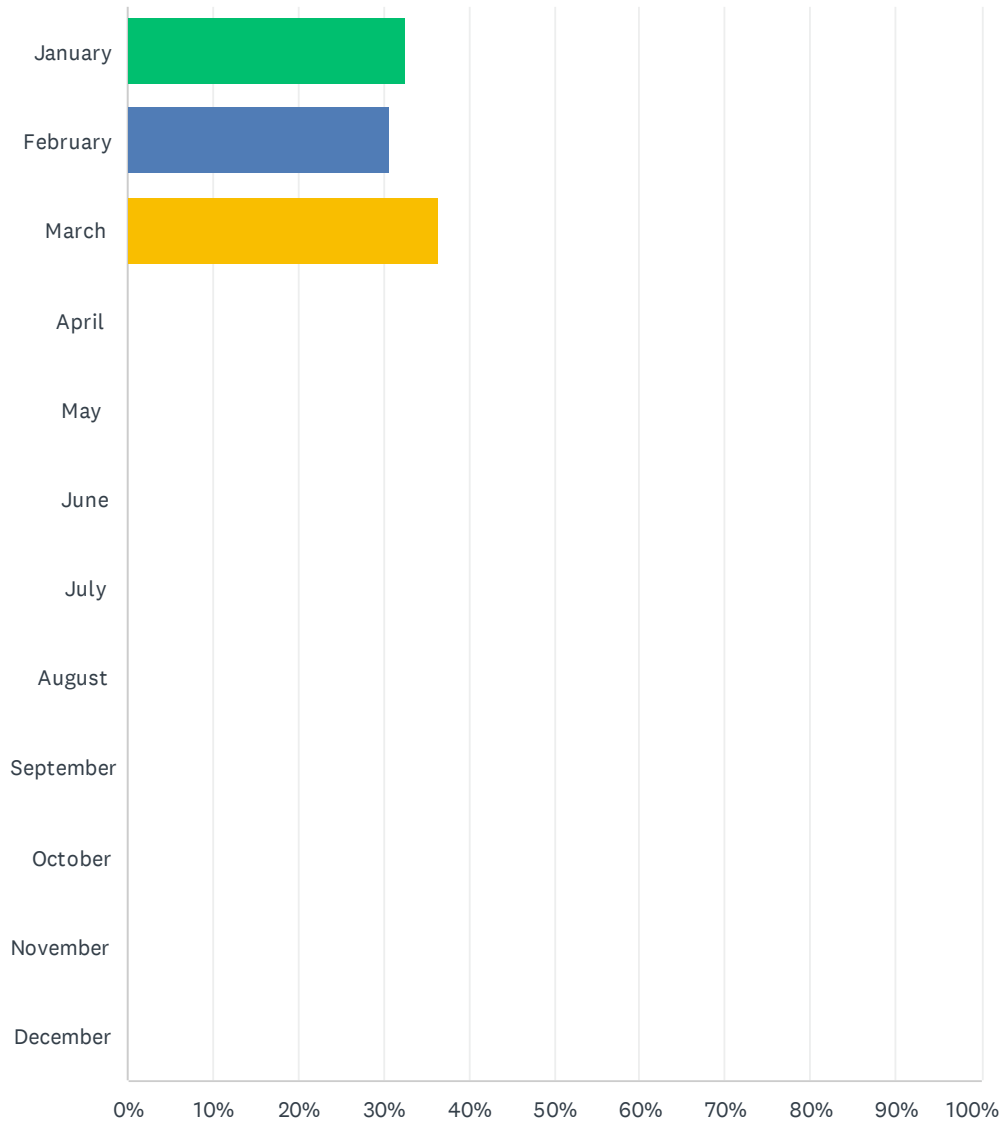
Answered: 52 Skipped: 0

There were 22 births in the month of January and the OBS manager received 17 surveys back.  
There were 26 births in the month of February and the OBS manager received 16 surveys back.  
There were 17 births in the month of March and the OBS manager received 19 surveys back.

Overall, there were 65 births in Q4 and the OBS manager received 52 surveys back.

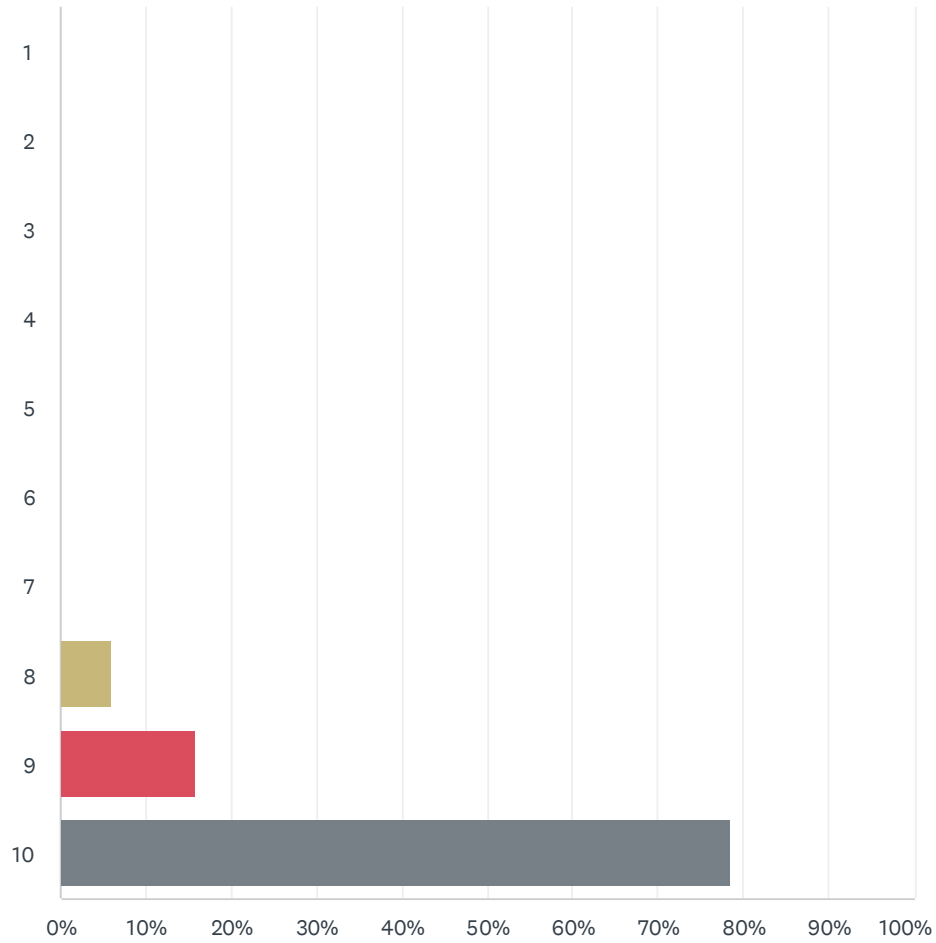
### Q2 Date:

Answered: 52 Skipped: 0



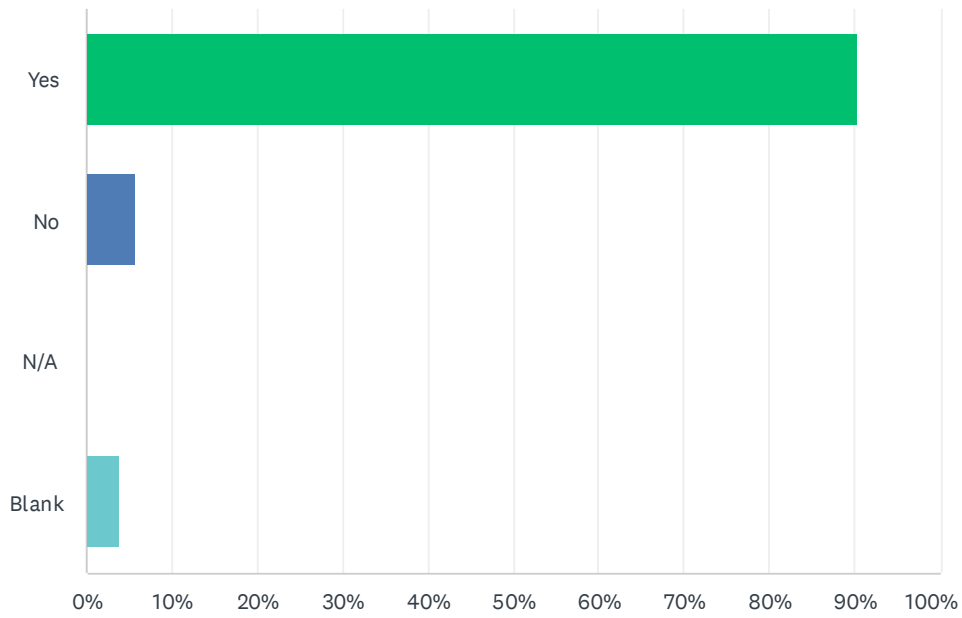
### Q3 Please rate the care that you received at our hospital on a scale of 1 (Poor) - 10 (Superior):

Answered: 51 Skipped: 1



### Q4 Did you attend our OBS Clinic?

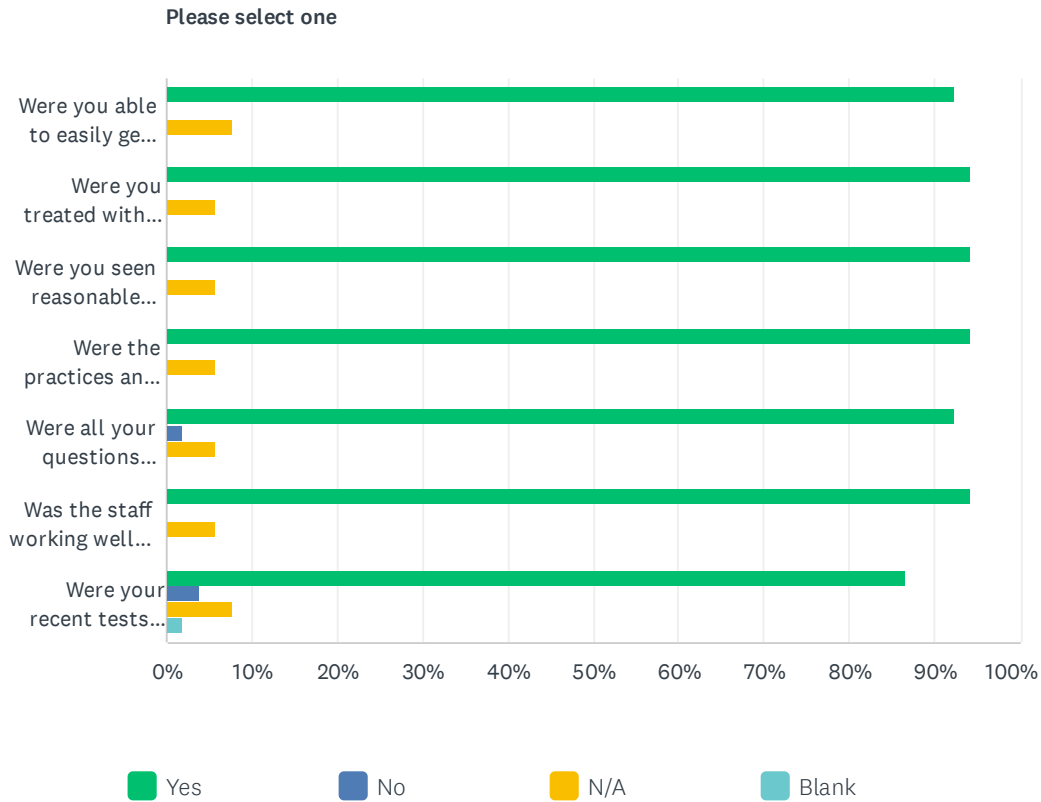
Answered: 52 Skipped: 0



ANSWER CHOICES	RESPONSES	
Yes	90.38%	47
No	5.77%	3
N/A	0.00%	0
Blank	3.85%	2
Total Respondents: 52		

## Q5 During your visits to the OBS Clinic:

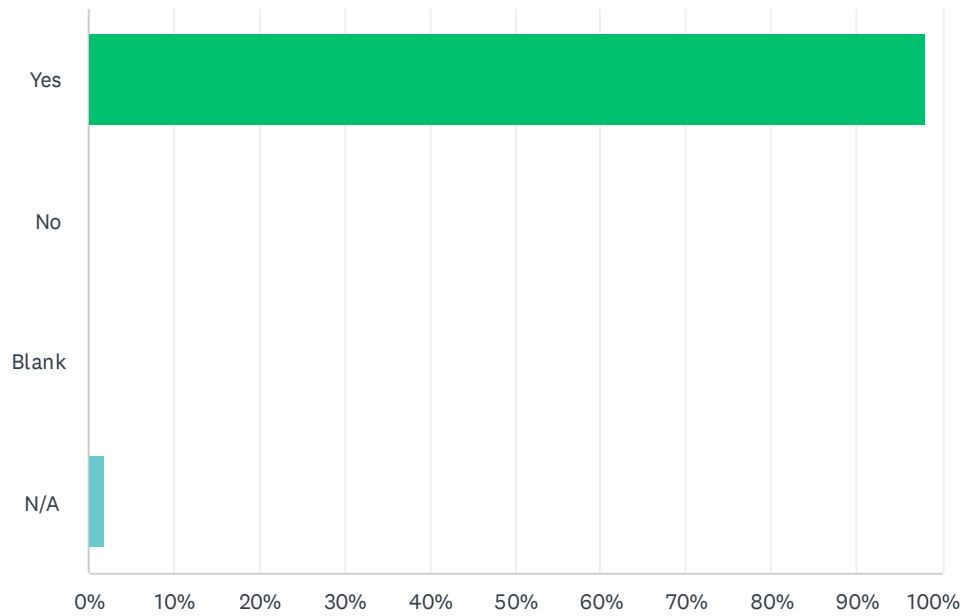
Answered: 52 Skipped: 0



Please select one					
	YES	NO	N/A	BLANK	TOTAL
Were you able to easily get in touch with the OBS Clinic?	92.31% 48	0.00% 0	7.69% 4	0.00% 0	52
Were you treated with courtesy and respect?	94.23% 49	0.00% 0	5.77% 3	0.00% 0	52
Were you seen reasonable close to your appointment time?	94.23% 49	0.00% 0	5.77% 3	0.00% 0	52
Were the practices and processes explained to your in a way that you could understand?	94.23% 49	0.00% 0	5.77% 3	0.00% 0	52
Were all your questions answered to your satisfaction?	92.31% 48	1.92% 1	5.77% 3	0.00% 0	52
Was the staff working well together in caring for you?	94.23% 49	0.00% 0	5.77% 3	0.00% 0	52
Were your recent tests or exam results readily available? I.e. Bloodwork, Glucose, Ultrasounds	86.54% 45	3.85% 2	7.69% 4	1.92% 1	52

## Q6 Overall, did you have a good experience at our OBS clinic?

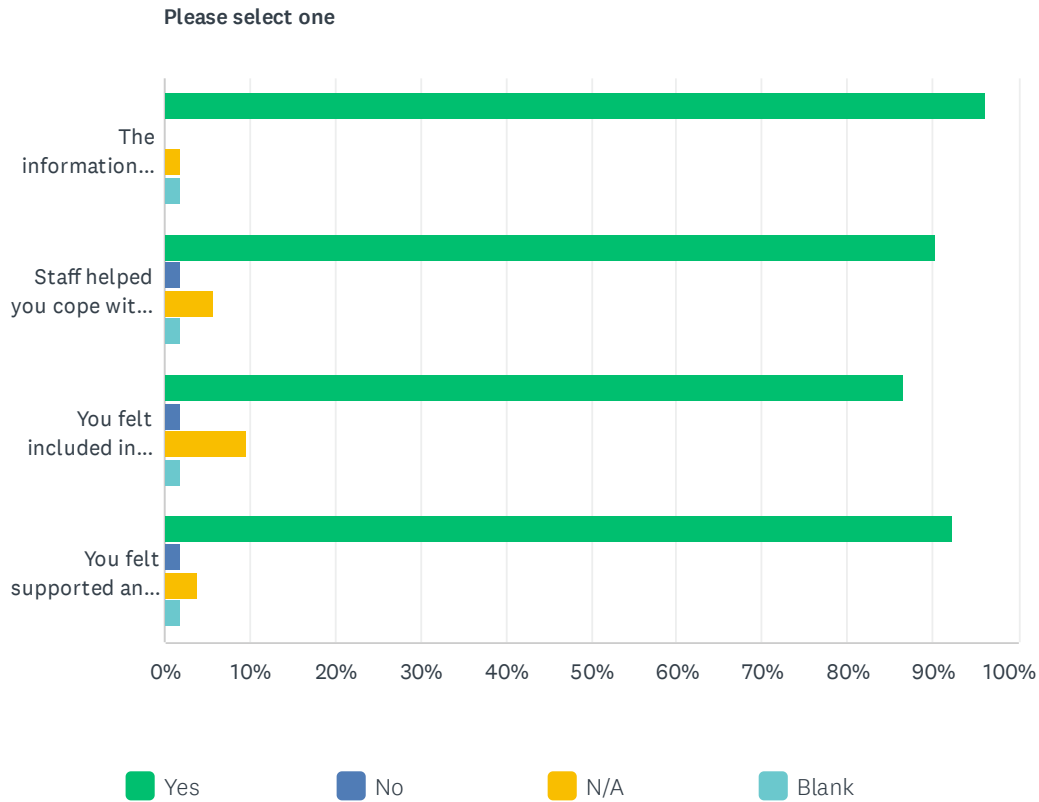
Answered: 52 Skipped: 0



ANSWER CHOICES	RESPONSES	
Yes	98.08%	51
No	0.00%	0
Blank	0.00%	0
N/A	1.92%	1
<b>TOTAL</b>		<b>52</b>

### Q7 During Labour and Delivery:

Answered: 52 Skipped: 0

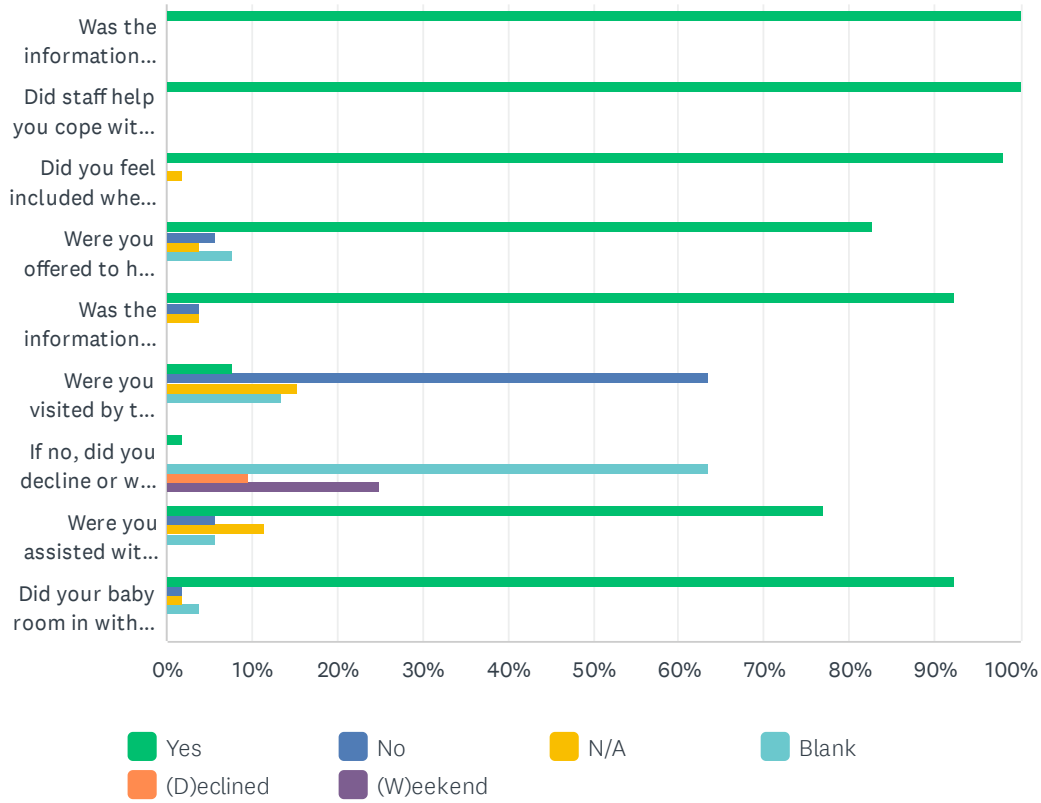


Please select one					
	YES	NO	N/A	BLANK	TOTAL
The information given to you during labour was easy to understand?	96.15% 50	0.00% 0	1.92% 1	1.92% 1	52
Staff helped you cope with the discomforts associated with labour?	90.38% 47	1.92% 1	5.77% 3	1.92% 1	52
You felt included in planning your care during your labour process?	86.54% 45	1.92% 1	9.62% 5	1.92% 1	52
You felt supported and listened to when you had any questions or concerns?	92.31% 48	1.92% 1	3.85% 2	1.92% 1	52

# Q8 Post-Partum Care

Answered: 52 Skipped: 0

(no label)

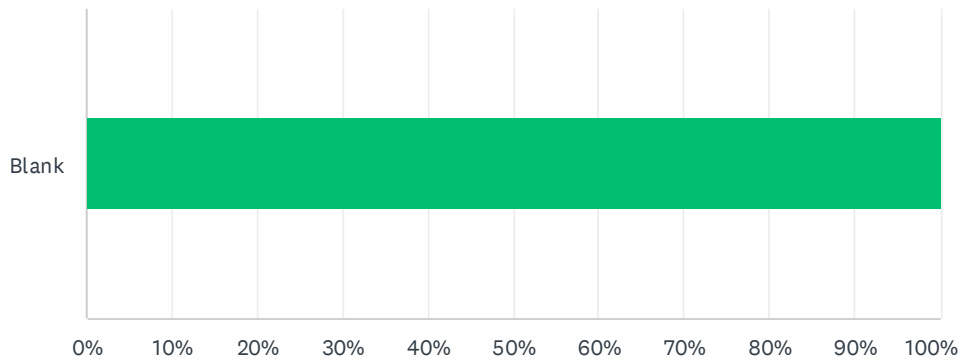




(no label)							
	YES	NO	N/A	BLANK	(D)ECLINED	(W)EEKEND	TOTAL
Was the information provided to you regarding baby care valuable and easy to understand?	100.00% 52	0.00% 0	0.00% 0	0.00% 0	0.00% 0	0.00% 0	52
Did staff help you cope with any discomforts after the birth of your baby	100.00% 52	0.00% 0	0.00% 0	0.00% 0	0.00% 0	0.00% 0	52
Did you feel included when planning your care for yourself and the birth of your baby?	98.08% 51	0.00% 0	1.92% 1	0.00% 0	0.00% 0	0.00% 0	52
Were you offered to have your baby participate in the newborn hearing screen test?	82.69% 43	5.77% 3	3.85% 2	7.69% 4	0.00% 0	0.00% 0	52
Was the information package regarding SIN Number, Birth Certificate, Registration for baby's birth and Canadian Child benefits given to you?	92.31% 48	3.85% 2	3.85% 2	0.00% 0	0.00% 0	0.00% 0	52
Were you visited by the nurses from the Public Health Unit?	7.69% 4	63.46% 33	15.38% 8	13.46% 7	0.00% 0	0.00% 0	52
If no, did you decline or was it due to being admitted and/or discharged over the weekend?	1.92% 1	0.00% 0	0.00% 0	63.46% 33	9.62% 5	25.00% 13	52
Were you assisted with any breastfeeding challenges you may have experienced?	76.92% 40	5.77% 3	11.54% 6	5.77% 3	0.00% 0	0.00% 0	52
Did your baby room in with you during your entire stay?	92.31% 48	1.92% 1	1.92% 1	3.85% 2	0.00% 0	0.00% 0	52

# Q9 What made your birth experience the most satisfying?

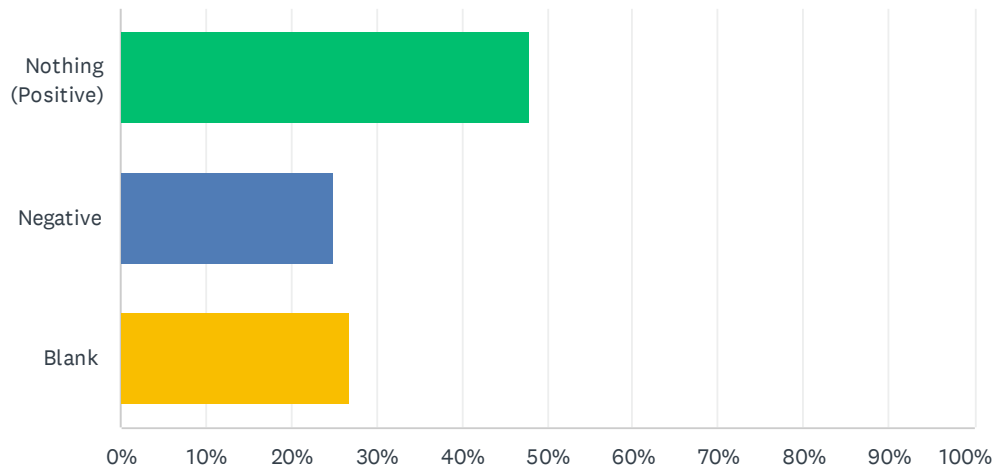
Answered: 5 Skipped: 47



ANSWER CHOICES	RESPONSES
Blank	100.00% 5
TOTAL	5

### Q10 what would have improved your birth experience?

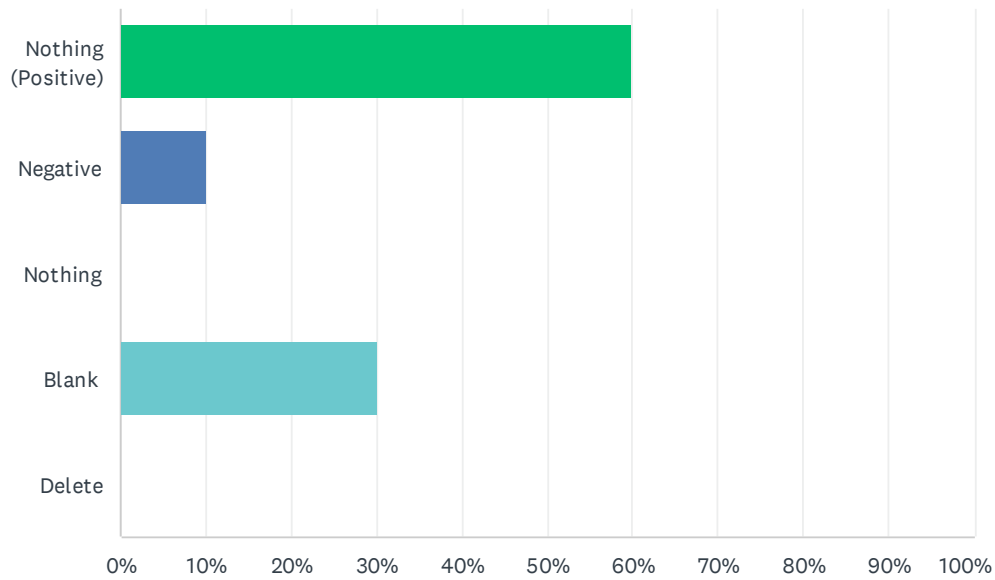
Answered: 52 Skipped: 0



ANSWER CHOICES	RESPONSES	
Nothing (Positive)	48.08%	25
Negative	25.00%	13
Blank	26.92%	14
<b>TOTAL</b>		<b>52</b>

# Q11 Do you have any suggestions to help us improve our service?

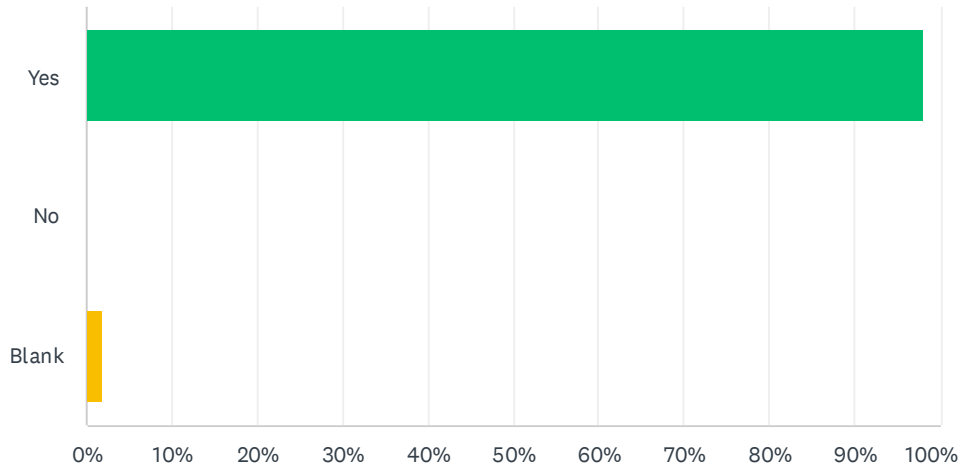
Answered: 50 Skipped: 2



ANSWER CHOICES	RESPONSES	
Nothing (Positive)	60.00%	30
Negative	10.00%	5
Nothing	0.00%	0
Blank	30.00%	15
Delete	0.00%	0
Total Respondents: 50		

### Q13 Overall, would you recommended the PSFDH Obstetrical Program to your family and Friends?

Answered: 52 Skipped: 0



ANSWER CHOICES	RESPONSES	
Yes	98.08%	51
No	0.00%	0
Blank	1.92%	1
<b>TOTAL</b>		<b>52</b>