

## OBS Report - Q1

April 2022 - 12

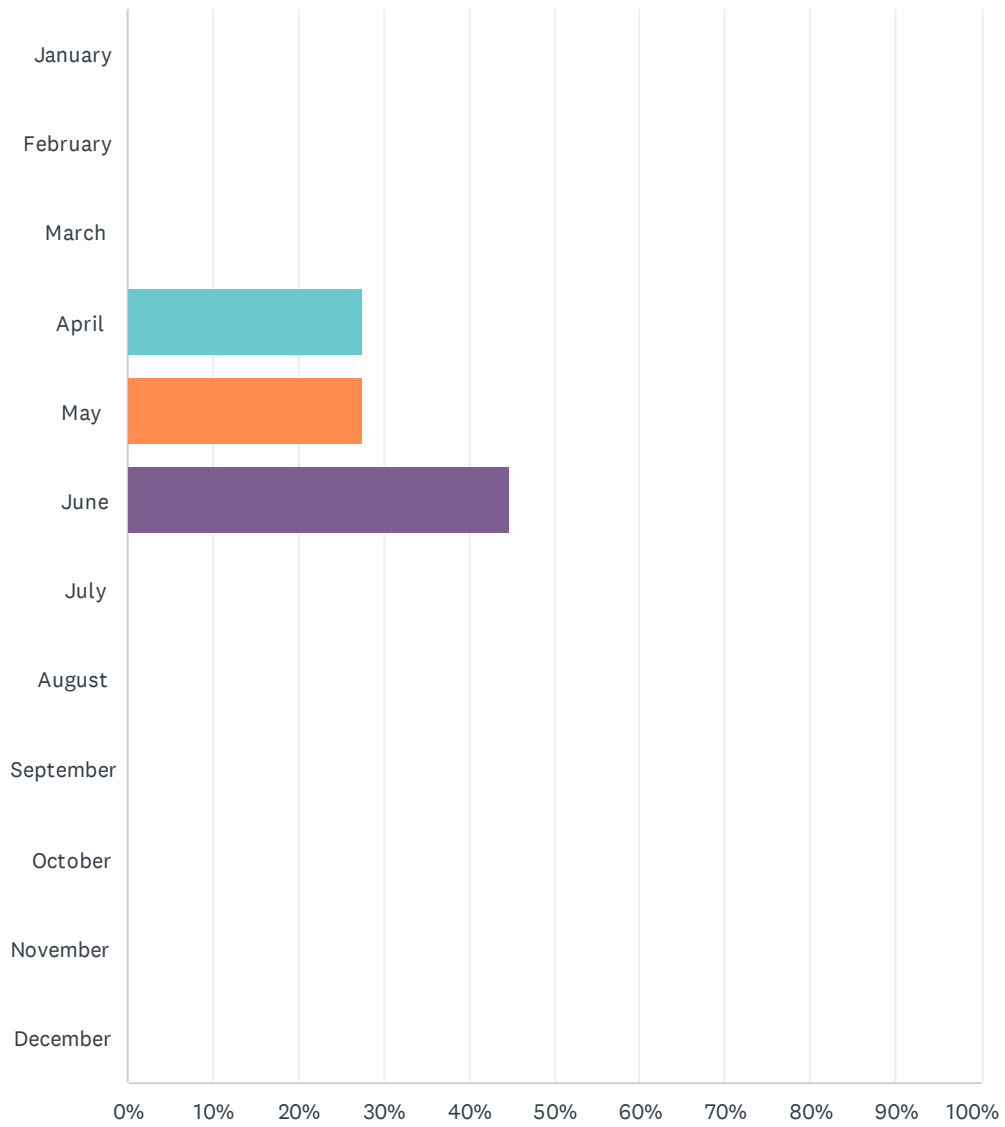
May 2022 - 18

June 2022 - 22

There were a total of 52 births in Q1  
We received 29 surveys back.

# Q2 Date:

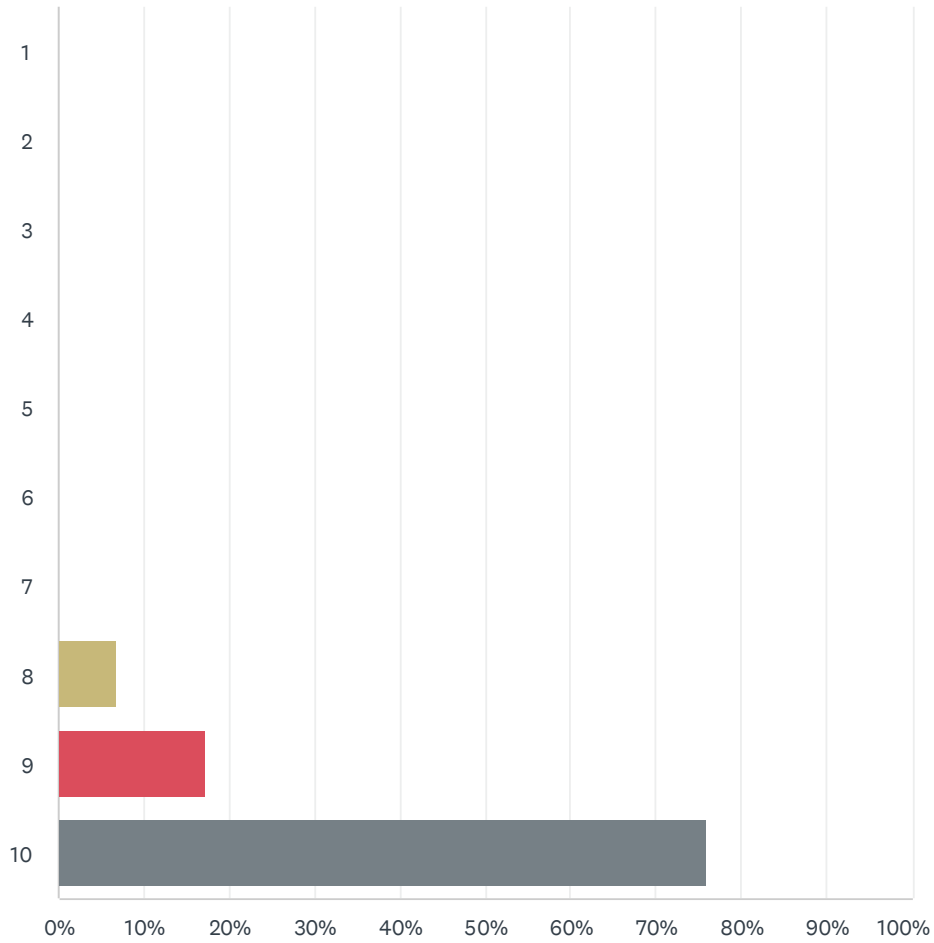
Answered: 29 Skipped: 0



ANSWER CHOICES	RESPONSES	
January	0.00%	0
February	0.00%	0
March	0.00%	0
April	27.59%	8
May	27.59%	8
June	44.83%	13
July	0.00%	0
August	0.00%	0
September	0.00%	0
October	0.00%	0
November	0.00%	0
December	0.00%	0
TOTAL		29

### Q3 Please rate the care that you received at our hospital on a scale of 1 (Poor) - 10 (Superior):

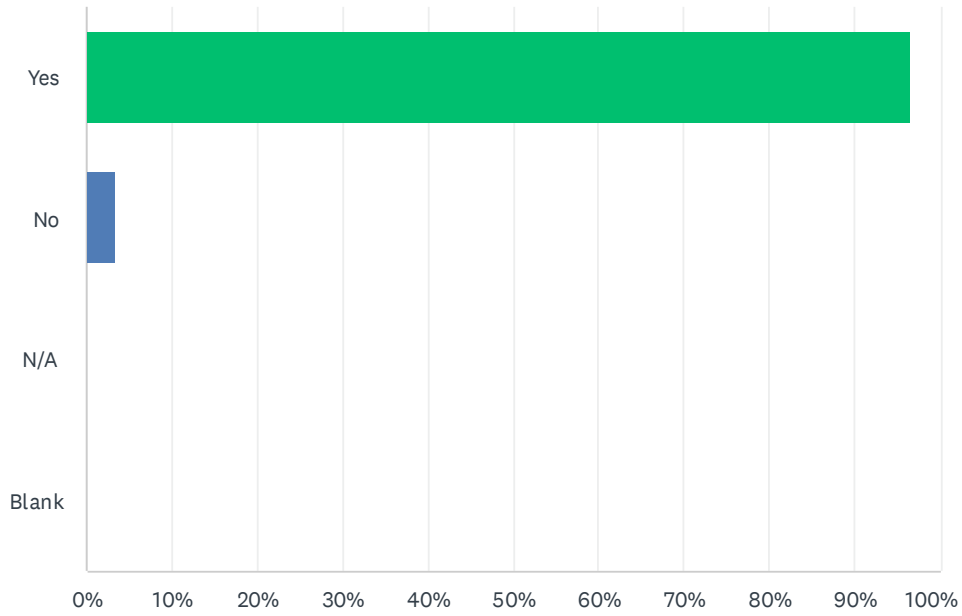
Answered: 29 Skipped: 0



ANSWER CHOICES	RESPONSES	
1	0.00%	0
2	0.00%	0
3	0.00%	0
4	0.00%	0
5	0.00%	0
6	0.00%	0
7	0.00%	0
8	6.90%	2
9	17.24%	5
10	75.86%	22
TOTAL	29	

### Q4 Did you attend our OBS Clinic?

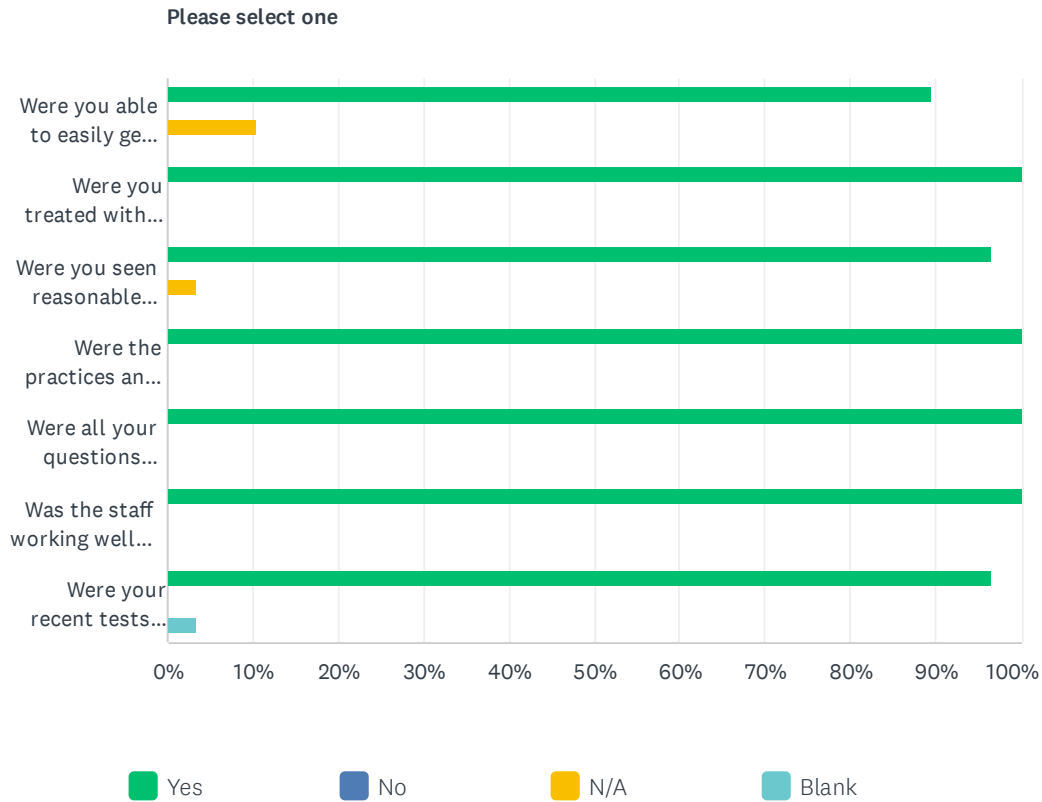
Answered: 29 Skipped: 0



ANSWER CHOICES	RESPONSES	
Yes	96.55%	28
No	3.45%	1
N/A	0.00%	0
Blank	0.00%	0
Total Respondents: 29		

## Q5 During your visits to the OBS Clinic:

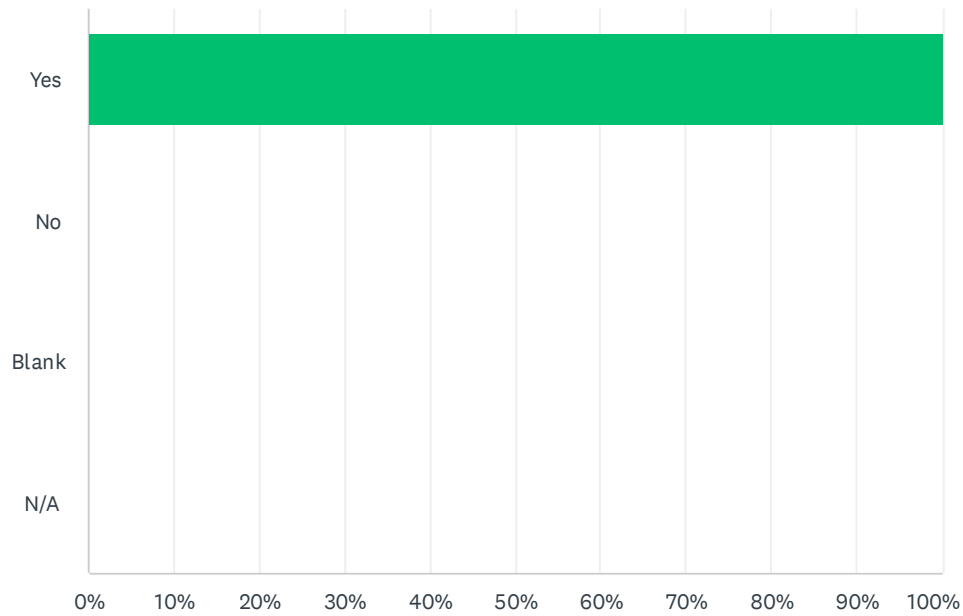
Answered: 29 Skipped: 0



Please select one					
	YES	NO	N/A	BLANK	TOTAL
Were you able to easily get in touch with the OBS Clinic?	89.66% 26	0.00% 0	10.34% 3	0.00% 0	29
Were you treated with courtesy and respect?	100.00% 29	0.00% 0	0.00% 0	0.00% 0	29
Were you seen reasonable close to your appointment time?	96.55% 28	0.00% 0	3.45% 1	0.00% 0	29
Were the practices and processes explained to your in a way that you could understand?	100.00% 29	0.00% 0	0.00% 0	0.00% 0	29
Were all your questions answered to your satisfaction?	100.00% 29	0.00% 0	0.00% 0	0.00% 0	29
Was the staff working well together in caring for you?	100.00% 29	0.00% 0	0.00% 0	0.00% 0	29
Were your recent tests or exam results readily available? I.e. Bloodwork, Glucose, Ultrasounds	96.55% 28	0.00% 0	0.00% 0	3.45% 1	29

## Q6 Overall, did you have a good experience at our OBS clinic?

Answered: 29 Skipped: 0

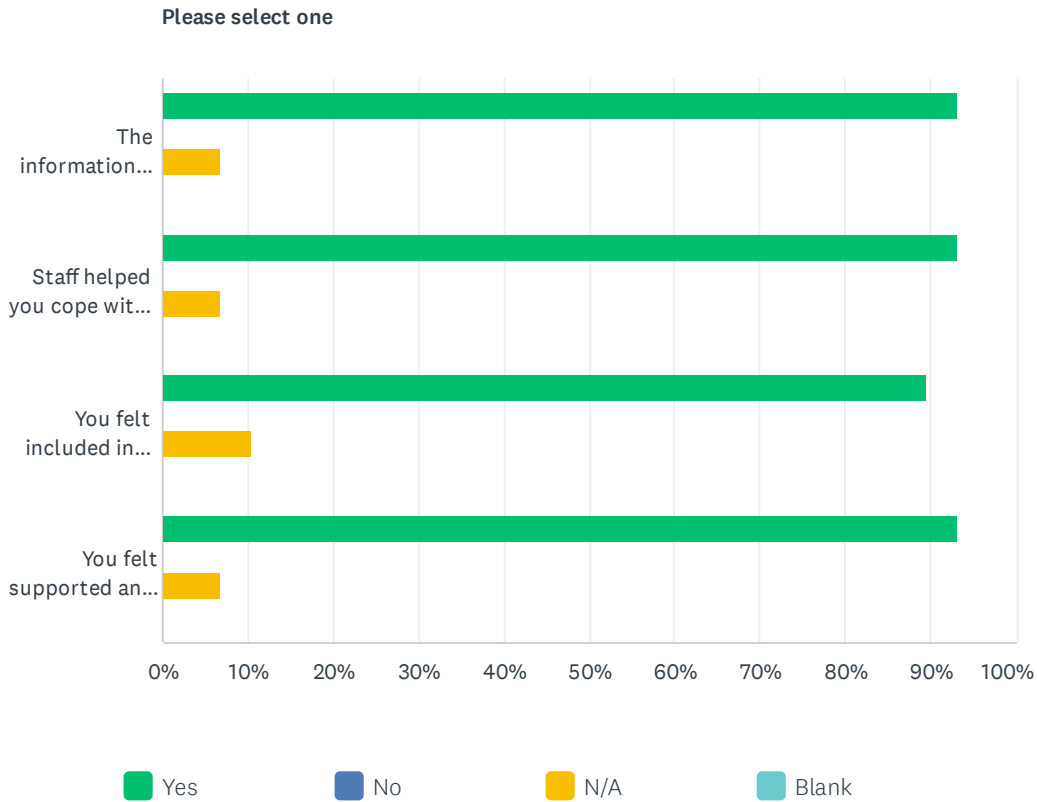


ANSWER CHOICES	RESPONSES	
Yes	100.00%	29
No	0.00%	0
Blank	0.00%	0
N/A	0.00%	0
<b>TOTAL</b>		<b>29</b>



### Q7 During Labour and Delivery:

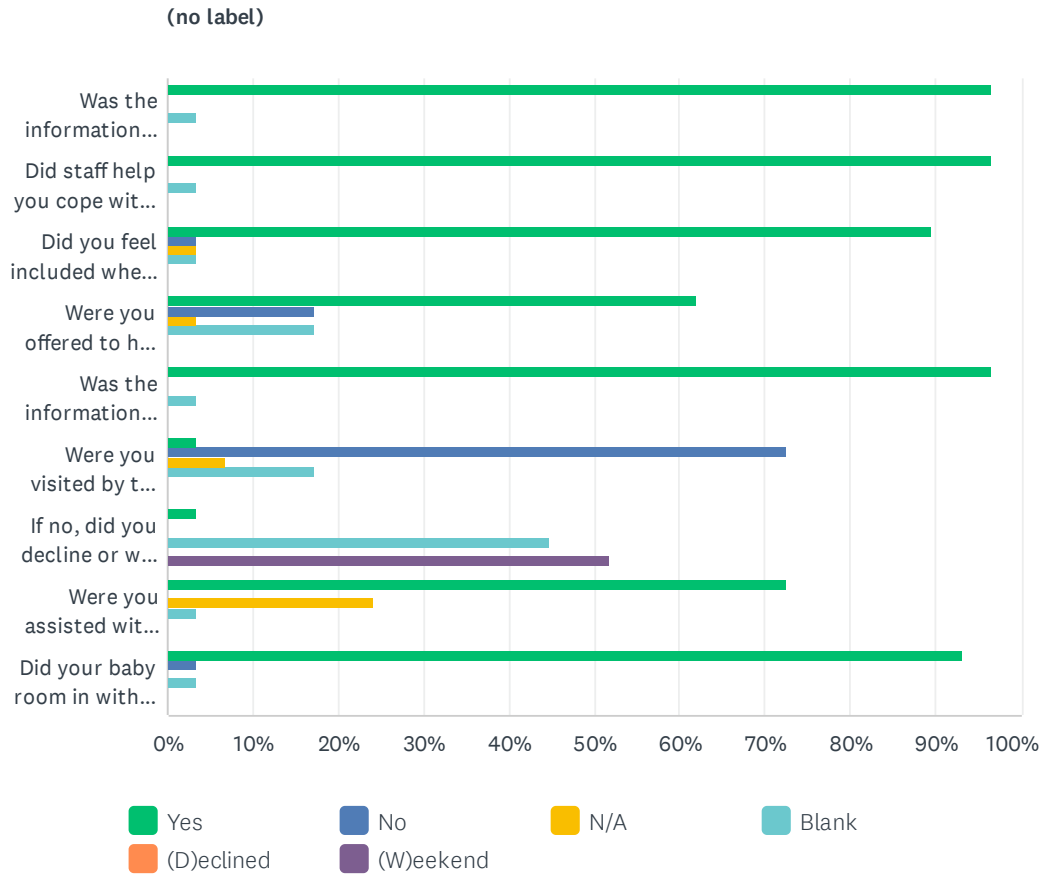
Answered: 29 Skipped: 0



Please select one					
	YES	NO	N/A	BLANK	TOTAL
The information given to you during labour was easy to understand?	93.10% 27	0.00% 0	6.90% 2	0.00% 0	29
Staff helped you cope with the discomforts associated with labour?	93.10% 27	0.00% 0	6.90% 2	0.00% 0	29
You felt included in planning your care during your labour process?	89.66% 26	0.00% 0	10.34% 3	0.00% 0	29
You felt supported and listened to when you had any questions or concerns?	93.10% 27	0.00% 0	6.90% 2	0.00% 0	29

## Q8 Post-Partum Care

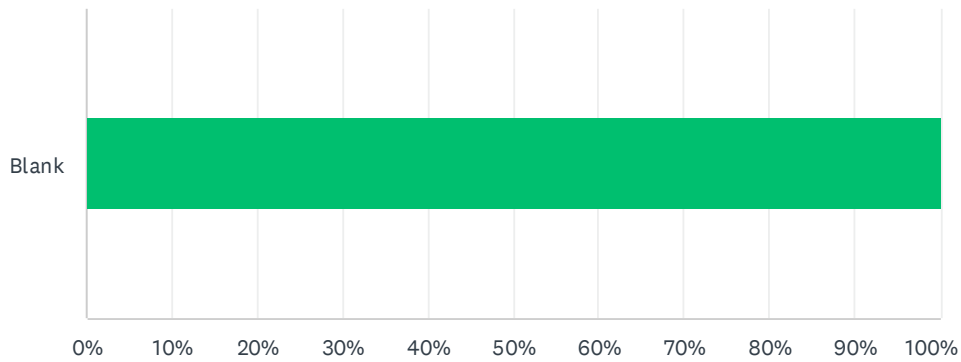
Answered: 29 Skipped: 0



(no label)							
	YES	NO	N/A	BLANK	(D)ECLINED	(W)EEKEND	TOTAL
Was the information provided to you regarding baby care valuable and easy to understand?	96.55% 28	0.00% 0	0.00% 0	3.45% 1	0.00% 0	0.00% 0	29
Did staff help you cope with any discomforts after the birth of your baby	96.55% 28	0.00% 0	0.00% 0	3.45% 1	0.00% 0	0.00% 0	29
Did you feel included when planning your care for yourself and the birth of your baby?	89.66% 26	3.45% 1	3.45% 1	3.45% 1	0.00% 0	0.00% 0	29
Were you offered to have your baby participate in the newborn hearing screen test?	62.07% 18	17.24% 5	3.45% 1	17.24% 5	0.00% 0	0.00% 0	29
Was the information package regarding SIN Number, Birth Certificate, Registration for baby's birth and Canadian Child benefits given to you?	96.55% 28	0.00% 0	0.00% 0	3.45% 1	0.00% 0	0.00% 0	29
Were you visited by the nurses from the Public Health Unit?	3.45% 1	72.41% 21	6.90% 2	17.24% 5	0.00% 0	0.00% 0	29
If no, did you decline or was it due to being admitted and/or discharged over the weekend?	3.45% 1	0.00% 0	0.00% 0	44.83% 13	0.00% 0	51.72% 15	29
Were you assisted with any breastfeeding challenges you may have experienced?	72.41% 21	0.00% 0	24.14% 7	3.45% 1	0.00% 0	0.00% 0	29
Did your baby room in with you during your entire stay?	93.10% 27	3.45% 1	0.00% 0	3.45% 1	0.00% 0	0.00% 0	29

# Q9 What made your birth experience the most satisfying?

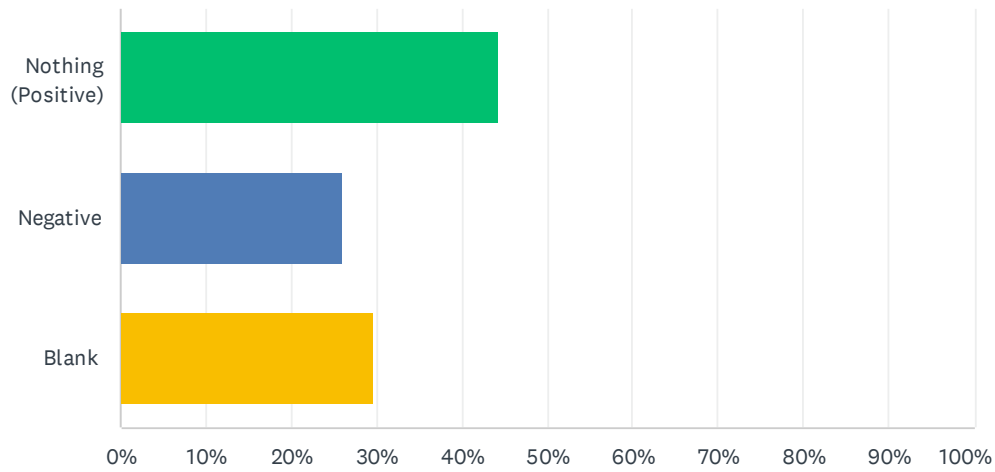
Answered: 5 Skipped: 24



ANSWER CHOICES	RESPONSES
Blank	100.00% 5
TOTAL	5

### Q10 what would have improved your birth experience?

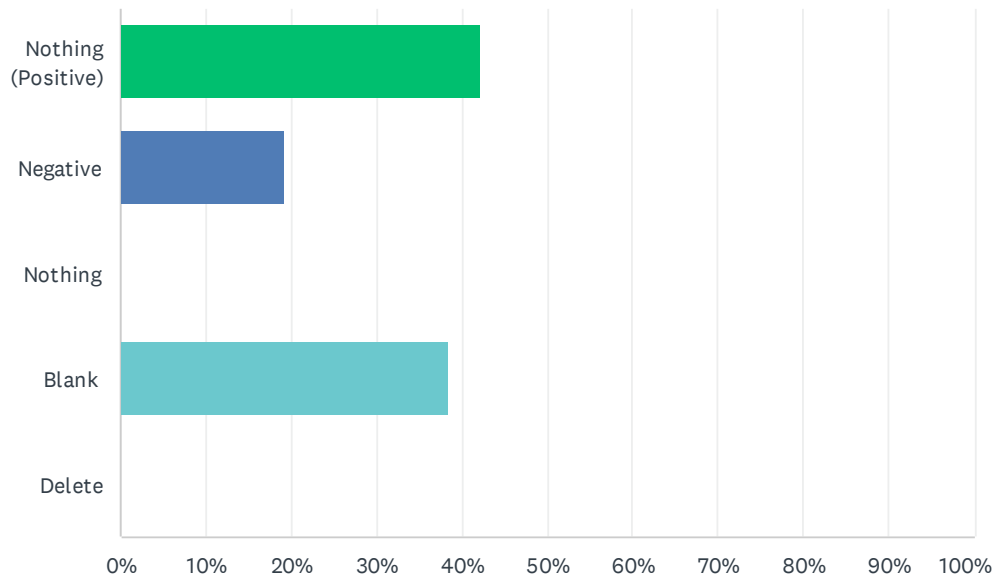
Answered: 27 Skipped: 2



ANSWER CHOICES	RESPONSES	
Nothing (Positive)	44.44%	12
Negative	25.93%	7
Blank	29.63%	8
<b>TOTAL</b>		<b>27</b>

# Q11 Do you have any suggestions to help us improve our service?

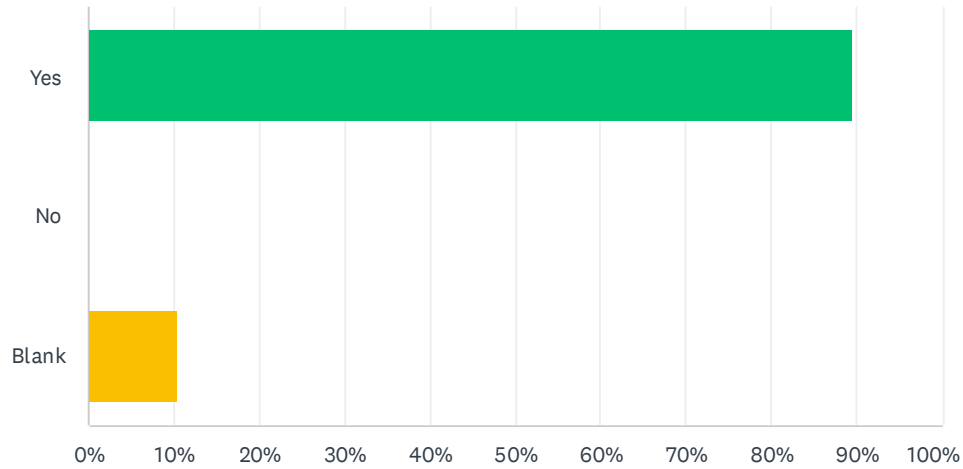
Answered: 26 Skipped: 3



ANSWER CHOICES	RESPONSES	
Nothing (Positive)	42.31%	11
Negative	19.23%	5
Nothing	0.00%	0
Blank	38.46%	10
Delete	0.00%	0
Total Respondents: 26		

### Q13 Overall, would you recommended the PSFDH Obstetrical Program to your family and Friends?

Answered: 29 Skipped: 0



ANSWER CHOICES	RESPONSES	
Yes	89.66%	26
No	0.00%	0
Blank	10.34%	3
<b>TOTAL</b>		<b>29</b>